ASYMMETRIC LIFTS *PERFECT DESIGN FOR CARS and LIGHT TRUCKS*



Model shown: SPOA10U5G5RD
SHOCKWAVE equipped asymmetric lift

SPOA10-SW 10,000 LBS. CAPACITY
SHOCKWAVE-EQUIPPED TWO-POST LIFTS;
STANDARD WITH SPEED, CHOICE & R.O.I.

These are the fastest lifts in the world specifically designed for service bays where speed is essential. Achieve your goals of greater technician productivity and higher profits with exclusive lift technology available only from Rotary.

SHOCK WAVE EQUIPPED

- 2X faster rise and decent
- DC Power with onboard 110v charger
- Spotline™ motion activated laser
- ALI Gold Certified

SHOWN WITH: **Three-stage FRONT arms** with **round (RA) adapters**



Perfect for uni-body construction and low profile vehicles. **# SPOA10-RASW** 10,000 lbs. capacity

ADDITIONAL SHOCKWAVE LIFT OPTIONS - CUSTOMIZE WITH YOUR CHOICE OF ADAPTERS, ARMS AND SUPERSTRUCTURES



Ultra low profile **movable pad** slides easily into place for lifting unibody vehicles

 # SPOA7-MPSW
7,000 lbs. capacity

Exclusive patent pending pad / arm hybrid combines a front pad with three-stage rear arms for versatility.



 # SPOA7-HYSW
7,000 lbs. capacity

Standard with three-stage FRONT arms and polymer truck adapters primarily used on framed vehicles. Adapters thread-up or have optional stackable inserts.



 # SPOA10-TASW
10,000 lbs. capacity



Model shown: SPOA10N700BL
Shown with optional accessories and additional equipment

SPOA10 10,000 LBS. CAPACITY
THE INDUSTRY STANDARD

Trust the industry's original and proven Asymmetrical lift. Why go anywhere else?

Available with SHOCKWAVE™

- True asymmetrical rotated column design
- Performance tested to 20,000 lift cycles
- Customize with your choice of arms and adapters
- ALI Gold Certified

For over 30 years, Rotary Lift has built 2-post lifts with the engineering, quality and attention to manufacturing detail that can't be found anywhere else. With true asymmetric rotated column design and numerous other design advantages, the original Rotary SPOA10 can't be beat…by anyone.

SHOWN WITH: **Three-stage flip-up adapters** with **built-in height adapters** on **standard 2-stage arms**



 # SPOA10
10,000 lbs. capacity

ALSO AVAILABLE WITH

Three-stage arms with RA Adapters
#SPOA10-RA / 10,000 lbs. capacity



Three-stage arms with Truck Adapters
#SPOA10-TA / 10,000 lbs. capacity



Available with SHOCKWAVE™ — SHOCK WAVE EQUIPPED

	Model	SPOA10 Standard Arms Flip Up Adapters	SPOA10-TA Three-Stage Arms Truck Adapters	SPOA10-RA Three-Stage Arms Round Adapters	SPOA7-HYSW Fixed Front Pads with 3-Stage Rear Arms
	SHOCKWAVE Models	**SPOA10-SW SHOCKWAVE LIFT**	**SPOA10-TASW SHOCKWAVE LIFT**	**SPOA10-RASW SHOCKWAVE LIFT**	**SHOCKWAVE LIFT**
	Capacity	10,000 lbs. (4536kg)	10,000 lbs. (4536kg)	10,000 lbs. (4536kg)	**7,000 lbs.**
A.	Rise*	72 3/4"- 78 1/4" (1848 - 1987mm)	71 9/16"- 82 1/16" (1817 - 2084mm)	71 5/8"- 73 7/8" (1819 - 1876mm)	**76 7/8" (1953mm)**
	WITH SHOCKWAVE	**75 3/4"- 81 1/4" (1924 - 2064mm)**	**74 9/16"- 85 1/16" (1894 - 2174mm)**	**74 5/8"- 76 7/8" (1895 - 1953mm)**	
B.	Height Overall: Standard	11' 8 1/2" (3569mm)	11' 8 1/2" (3569mm)	11' 8 1/2" (3569mm)	**11' 8 1/2" (3569mm)**
	EH1	12' 8 1/2" (3874mm)	12' 8 1/2" (3874mm)	12' 8 1/2" (3874mm)	**12' 10 1/2" (3874mm)**
	EH2	13' 8 1/2" (4178mm)	13' 8 1/2" (4178mm)	13' 8 1/2" (4178mm)	**11' 10 1/2" (4178mm)**
C.	Width Overall** (outside of base plate)	11' 5 3/8" (3489mm)	11' 5 3/8" (3489mm)	11' 5 3/8" (3489mm)	**11' 5 3/8" (3489mm)**
D.	Drive-Thru Clearance	95 1/4" (2416mm)	95 1/4" (2416mm)	95 1/4" (2416mm)	**83 3/8" (2118mm)**
E.	Floor To Overhead Switch	11' 2 3/4" (3423mm)	11' 2 3/4" (3423mm)	11' 2 3/4" (3423mm)	**11' 2 3/4" (3423mm)**
F.	Reach (front arm min.)	24" (610mm)	21 3/4" (552mm)	21 3/4" (552mm)	**N/A**
G.	Reach (front arm max.)	40 3/4" (1036mm)	43 1/2" (1105mm)	43 1/2" (1105mm)	**N/A**
H.	Reach (rear arm min.)	40 1/4" (1019mm)	34 1/2" (876mm)	34 1/2" (876mm)	**64 1/2" (1638mm)**
I.	Reach (rear arm max.)	61" (1548mm)	58" (1473mm)	58" (1473mm)	**30-3/8" (771mm)**
J.	Min. Adapter Height Max. Adapter Height	4 3/4" (121mm) N/A	4 3/4" (121mm) 7" (178mm)	3 5/8" (92mm) 5 7/8" (149mm)	**Rear arm: 3 3/4" (95mm) Front pad: 2 7/8" (73mm) Front arm: 5 1/4" (133mm)**
K.	Low Step Height	7" (178mm)	N/A	N/A	**N/A**
L.	High Step Height	10 1/4" (260mm)	N/A	N/A	**N/A**
M.	Inside Columns	107 1/4" (2727mm)	107 1/4" (2727mm)	107 1/4" (2727mm)	**107 1/4" (2727mm)**
N.	Cylinder at Full Height	11' 10 1/2" (3619mm)	11' 10 1/2" (3619mm)	11' 10 1/2" (3619mm)	**12' 4 1/2" (3772mm)**
	WITH SHOCKWAVE	**12' 4 1/2" (3772mm)**	**12' 4 1/2" (3772mm)**	**12' 4 1/2" (3772mm)**	
	Motor / Voltage 1Ø***	2 HP / 208v-230v	2 HP / 208v-230v	2 HP / 208v-230v	**5 HP / 110 v**
	WITH SHOCKWAVE	**5 HP / 110v**	**5 HP / 110v**	**5 HP / 110v**	
	Time of Full Rise / Descent	45 / 40 seconds	45 / 40 seconds	45 / 40 seconds	**25 / 19 seconds**
	WITH SHOCKWAVE	**25 / 19 seconds**	**25 / 19 seconds**	**25 / 19 seconds**	
	Ceiling Height Required:	12' (3658mm)	12' (3658mm)	12' (3658mm)	**12' 6" (3810mm)**
	WITH SHOCKWAVE	**12' 6" (3810mm)**	**12' 6" (3810mm)**	**12' 6" (3810mm)**	
	Min. Bay Size	12' x 24' (3658 x 7315mm)	12' x 24' (3658 x 7315mm)	12' x 24' (3658 x 7315mm)	**12' x 24' (3658 x 7315mm)**

	SPOA7-MPSW Drive-Over Moveable Pads SHOCKWAVE LIFT
	Lifting Capacity Per Platform	**7,000 lbs. (3157kg) 3,500 lbs. (1588kg)**
A.	**Rise***	**74"-77" (1880-1956mm)**
B.	**Width Overall****	**11' 5 3/8" (3489mm)**
C.	**Floor to Top of Overhead**	**Standard: 11' 8 1/2" (3569mm) EH1: 12' 8 1/2" (3874mm) EH2: 13' 8 1/2" (4178mm)**
C.5	**Cylinder at Full Rise**	**12' 4 1/2" (3772mm)**
D.	**Width Between Columns**	**107" 1/4" (2724mm)**
E.	**Floor to Overhead Switch**	**11' 2 3/4" (3423mm)**
F.	**Drive Over Clearance**	**2 5/8" (67mm)**
G.	**Drive-Thru Clearance**	**79" (2007mm)**
H.	**Outside of Pad to Outside of Pad**	**78 1/2" (1994mm)**
I.	**Inside of Pad to Inside of Pad**	**37 1/8" (968mm)**
J.	**Overall Pad Length Retracted Extended**	**70 13/16" (1799mm) 86 13/16" (2205mm)**
K.	**Min. / Max. Distance Between Pads**	**39 9/16" (1004mm) 55 9/16" (1411mm)**
	Min. Adapter Height	**2 5/8" (67mm)**
	Motor / Voltage* **	**5hp / 110v**
	Time of Full Rise / Descent	**25 / 19 seconds**
	Ceiling Height Required	**12' 6" (3810mm)**
	Min. Bay Size	**12' x 24' (3658 x 7315mm)**

Models: SPOA10 SPOA10-RA

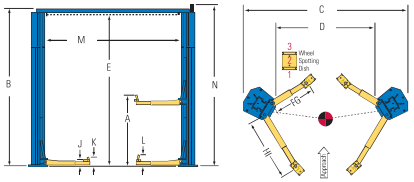

* Rise measures lowest or highest position of the supplied adapters from floor to full cylinder stroke.
** Overall heights and widths reflect standard settings. Alternate settings may be available, refer to Installation Instruction Manual or consult factory for details.
***Optional 3-phase electrical available.

Model: SPOA7-MPSW

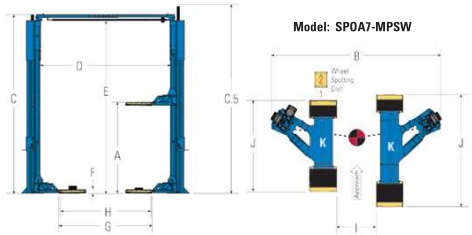

* Rise is measured to top of pad / Rise dimensions increase by 3" with extended rise options:
NO PAD: 74" 1 1/2" PAD: 75 1/2" 3" PAD: 77"
** Overall heights and widths reflect standard settings. *** Optional 3-phase electric available

Standard color of lifts are blue and red unless otherwise noted. Gray and black are available at no additional charge.
Additional colors are available, consult your Rotary® representative for details. RAL5005 RAL3002 RAL7040 RAL9005